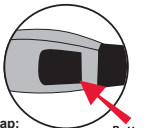


Inserting or Removing the Strap:

To Insert Strap:

Press button inside of glasses to release arms. Insert strap into opening and "click" into place.



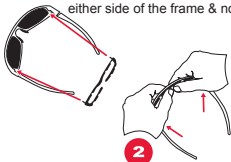
To Remove Strap:

Press on the same button to release the strap, then replace the sunglass arms.

Button

Inserting or Removing Foam Eye Pad:

- 1 Align the two tabs on each end of the foam with the two slits on either side of the frame & nose.



- 2 Push the foam into the slits on the frame until secure

Changing the Lenses:


To Remove the lenses:




Hold the frame in both hands with the lenses facing out. Press firmly on the top of each lens to "pop" it out of the frame.



To Replace the lenses:

- 1  Place the wider edge of each lens in the groove of the frame, closest to the nose piece.

- 2  Firmly push the narrow end into the frame groove. Run fingers around the edge of the lens frame to ensure proper fit.