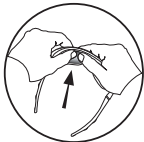


CHANGING LENSES

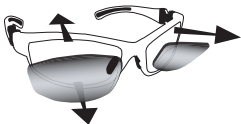
To REMOVE Lenses

1



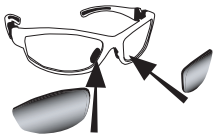
Hold the frame in both hands with the lenses facing out. Pull frame outwards away from lens and push lens out from center.

2



To REPLACE Lenses

1



Place the wider edge of each lens in the groove of the frame, closest to the nose piece.

2



Firmly push the narrow end into the frame groove. Run fingers around the edge of the lens frame to ensure proper fit. Snap lens into place.